



**spring cup 2015**

21<sup>st</sup> edition

**International Synchronized Skating Competition**

**Milano – Sesto San Giovanni, ITALY**

**February 13 ÷ 15, 2015**

**PROTOCOL**



# **PROTOCOL**

Of the

## **spring cup 2015**

organized by the

***A.S.D. PRECISION SKATING MILANO***

In cooperation with the

***FEDERAZIONE ITALIANA SPORT GHIACCIO***

With the authorization of the

***INTERNATIONAL SKATING UNION***

Held in

**Milan, Sesto San Giovanni – Italy**

**February 13-15, 2015**

The event took place in the

**PALASESTO**

An artificial and heated indoor ice surface



## TIME SCHEDULE

### Thursday, February 12th 2015

h. 14:00 ÷ 20:00 **Official Registration** at GRAND HOTEL BARONE DI SASSJ  
Sesto San Giovanni

### Friday, February 13th 2015

h. 08:00 ÷ 14:00 **Official Registration** at GRAND HOTEL BARONE DI SASSJ  
Sesto San Giovanni

h. 17:00 ÷ 18 00 **Initial Judges Meeting (Referees and Judges)** at  
GRAND HOTEL BARONE DI SASSJ Sesto San Giovanni

h. 18:30 ÷ 19:30 **Official Draw** at GRAND HOTEL BARONE DI SASSJ  
Sesto San Giovanni

h. 19:30 ÷ 20:00 **Meeting for Referees, Technical Controller, Technical Specialists  
and Data/Replay Operators**

GRAND HOTEL BARONE DI SASSJ Sesto San Giovanni

h. 20.30 **Official Dinner** for Judges/Referees/Technical Controller/Technical  
Specialists/Data-Replay Operators at GRAND HOTEL BARONE DI SASSJ  
Sesto San Giovanni

### Saturday, February 14th 2015

h. 06:45 ÷ 09:35 Official Practice Junior Short Program

h. 09:50 ÷ 11:55 Official Practice Senior Short Program

h. 14.00 ÷ 14:30 **Opening Ceremony** (Palasesto Arena)

h. 14:30 ÷ 16:38 **Junior Short Program Event**

**h. 16:50 Intermediate Draw Junior**

h. 17:30 ÷ 19:02 **Senior Short Program Event**

**h. 19:20 Intermediate Draw Senior**

h. 19:40 ÷ 20:40 Official Practice Advanced Novice Free Skating

### Sunday, February 15th 2014

h. 06:00 ÷ 09:18 Official Practice Junior Free Skating

h. 09:33 ÷ 12:15 Official Practice Senior Free Skating

h. 14:10 ÷ 14:50 **Advanced Novice Free Skating Event**

h. 15:20 ÷ 17:42 **Junior Free Skating Event**

h. 18.12 ÷ 20.10 **Senior Free Skating Event**

h. 20:30 ÷ 21:30 Award Ceremony Advanced Novice/Junior and Senior

**h. 22:30 ÷ 23:30 Technical Panel Review Meeting (TC+TS+DRO) at ICE RINK**

**Round Table Discussion** for Advanced Novice/Junior/Senior  
(Referees and Judges) at GRAND HOTEL BARONE di SASSJ in Sesto  
San Giovanni



## ORGANIZING COMMITTEE

<i>Elena BESTETTI</i>	President
<i>Franco CAPORALI</i>	Vice President
<i>Elisa RANCATI</i>	Accreditation
<i>Daniela CORBETTA</i>	Voluntary Coordinator
<i>Arianna DI MARCO</i> and <i>Giuseppe CARRERA</i>	Voluntary Coordinator Ice Level
<i>Elisabetta RATTI</i>	Interpretes Coordinator
<i>Elisabetta FRIGERIO</i>	Announcer/Music
<i>Lorenzo CANAPICCHI</i>	
<i>And Tiziana MIORINI</i>	Judge's Room Assistance
<i>Emanuela BOSIO</i>	Assistant Referee Ice



## OFFICIALS

### Referees and Technical Panel

#### ADVANCED NOVICE

REFEREE	Mrs. MASSIMO ORLANDINI	ISU
TECHNICAL CONTROLLER	Mrs. ANNA NYLEN	ISU
TECHNICAL SPECIALIST	Mrs. ROBERTA GIULIANI	ISU
ASSISTANT TECHNICAL SPECIALIST	Mrs. JITKA MOKRA	ISU
DATA OPERATOR	Mr. MATTEO BALLABIO	ISU
REPLAY OPERATOR	Mrs. FLAVIA GRAGLIA	ISU

#### JUNIOR

REFEREE SHORT PROGRAM	Mrs. NICOLE SCHALLHART	ISU
REFEREE FREE PROGRAM	Mr. MASSIMO ORLANDINI	ISU
TECHNICAL CONTROLLER	Mrs. ANNA NYLEN	ISU
TECHNICAL SPECIALIST	Mrs. JITKA MOKRA	ISU
ASSISTANT TECHNICAL SPECIALIST	Mrs. KAREN WIESMEIER	ISU
DATA OPERATOR	Mr. MATTEO BALLABIO	ISU
REPLAY OPERATOR	Mrs. FLAVIA GRAGLIA	ISU

#### SENIOR

REFEREE	Mr. MASSIMO ORLANDINI	ISU
TECHNICAL CONTROLLER	Mrs. KAREN ROBERTSON	ISU
TECHNICAL SPECIALIST	Mrs. KAREN WIESMEIER	ISU
ASSISTANT TECHNICAL SPECIALIST	Mrs. ROBERTA GIULIANI	ISU
DATA OPERATOR	Mrs. FLAVIA GRAGLIA	ISU
REPLAY OPERATOR	Mr. MATTEO BALLABIO	ISU



PARTECIPATING I.S.U. MEMBER		ADVANCED NOVICE, JUNIOR & SENIOR TEAMS		
		ADVANCED NOVICE	JUNIOR	SENIOR
BELGIUM	BEL		Team Temptation Junior	Team Temptation Senior
CANADA	CAN		Nexxice	Nexxice
CROATIA	CRO	Zagreb Snowflakes	Zagreb Snowflakes	
FINLAND	FIN	Valley Bay Synchronics		
GERMANY	GER		Team Berlin Junior	Team Berlin 1
HUNGARY	HUN	Mixed Ice Formation		Team Passion
ITALY	ITA	Hot Shivers	Hot Shivers	Flying Angels
		Ladybirds Advanced Novice	Ice Diamonds	Hot Shivers
			Ice On Fire	Shining Blades
			Ladybirds Junior	



PARTECIPATING I.S.U. MEMBER		ADVANCED NOVICE, JUNIOR & SENIOR TEAMS		
		ADVANCED NOVICE	JUNIOR	SENIOR
RUSSIA	RUS		Idel	Tatarstan
SWEDEN	SWE		Team Convivium	Team Surprise
			Team Moonlight	
			Team Spirit	
SWITZERLAND	SUI		Cool Dream Junior	Cool Dream Senior
UNITED STATE of AMERICA	USA		Synchroettes	Haydenettes
Teams	31	5	14	12
ISU MEMBERS	11	4	9	9



## ADVANCED NOVICE

**Palasesto – Sesto San Giovanni Milan**

February 15th, 2015 Free Skating

**Size of Skating Arena** : 30m\*56m

**Ice Conditions** : very good

**Numbers of Entries** : 5

**Number of Participants** : 5

### FREE SKATING

**Duration** : 3 min. 30 sec. ± 10 sec.

<b>Program Components Factor</b>	Skating Skills	1.0
	Transitions	1.0
	Performance/Execution	1.0
	Choreography	1.0
	Interpretation	1.0



# Spring Cup 2015

## ENTRY LIST

### ADVANCED NOVICE

	<b>Name(s)</b>	<b>Nation</b>	
1	Zagreb Snowflakes	CRO	1
2	Valley Bay Synchronics	FIN	2
3	Mixed Ice Formation	HUN	3
4	Hot Shivers	ITA	4
5	Ladybirds	ITA	4

printed at: 07/02/2015 10.26.10

## Spring Cup 2015

### PANEL OF JUDGES

#### ADVANCED NOVICE - FREE SKATING

##### Officials

<b>Technical Controller</b>	Ms. Anna NYLEN	ISU
<b>Technical Specialist</b>	Ms. Roberta GIULIANI	ISU
<b>Assistant Technical Specialist</b>	Ms. Jitka MOKRA	ISU

##### Judges

<b>Referee</b>	Mr. Massimo ORLANDINI	ISU
<b>Judge No.1</b>	Mr. Josip CEROVAC	CRO
<b>Judge No.2</b>	Ms. Petra TYRBO	SWE
<b>Judge No.3</b>	Ms. Zsuzsanna VIKARNE-HOMOLYA	HUN
<b>Judge No.4</b>	Mr. Andrew BOSCO	CAN
<b>Judge No.5</b>	Mr. Alexey SUCHKOV	RUS
<b>Judge No.6</b>	Ms. Laura CICERI	ITA

##### Data/Replay Operator

<b>Data Operator</b>	Mr. Matteo BALLABIO	ISU
<b>Replay Operator</b>	Ms. Flavia GRAGLIA	ISU



**FIRST PLACE**

**Advanced Novice**

**VALLE Y BAY SYNCHRONICS – FIN**





**SECOND PLACE**

**Advanced Novice**

**LADYBIRDS - ITA**





**THIRD PLACE**

**Advanced Novice**

**HOT SHIVERS - ITA**



## Spring Cup 2015

### RESULTS

#### ADVANCED NOVICE FINAL RESULT

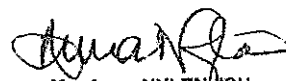
Pl. Name	Nation	Total Score	FS
1 Valley Bay Synchronics	FIN	48,56	1
2 Ladybirds	ITA	38,28	2
3 Hot Shivers	ITA	36,21	3
4 Mixed Ice Formation	HUN	29,54	4
5 Zagreb Snowflakes	CRO	27,80	5



Mr. Massimo ORLANDINI ISU

Referee

Printed: 15/02/2015 14:44:35



Ms. Anna NYLEN ISU

Technical Controller

# Spring Cup 2015

## ADVANCED NOVICE FREE SKATING

## JUDGES DETAILS PER SKATER

Rank	Name	Nation	Starting Number	Total Segment Score	Total Element Score	Program Component Score (factored)	Total Deductions
1	Valley Bay Synchronics	FIN	3	48.56	25.86	22.70	0.00

#	Executed Elements	Info	Base Value	GOE	Elm. Ded.	J1	J2	J3	J4	J5	J6	J7	J8	J9	Ref	Scores of Panel
1	TW3		4.50	0.18		0	0	1	0	1	0					4.68
2	Co1		2.50	0.70		1	1	2	1	1	1					3.20
3	L3		3.10	0.40		1	1	2	1	1	0					3.50
4	NHE2+s2		3.00	0.00		1	0	1	-1	0	-1					3.00
5	C3+d1		3.10	0.40	-0.5	1	1	2	1	1	1					3.00
6	PB2		3.00	0.50		1	1	1	1	1	1					3.50
7	I2+pi3		4.00	0.18		0	0	1	0	0	1					4.98
			24.00													25.86
	Program Components			Factor												
	Skating Skills			1.00		5.00	4.75	3.75	4.25	4.50	4.50					4.50
	Transitions/Linking Footwork/Movement			1.00		5.25	4.50	4.25	4.00	4.25	4.50					4.38
	Performance/Execution			1.00		5.50	5.25	4.50	4.25	4.50	4.75					4.75
	Choreography/Composition			1.00		5.25	5.00	4.50	4.00	4.00	5.00					4.63
	Interpretation			1.00		5.25	4.25	4.25	3.50	4.25	5.00					4.44
	Judges Total Program Component Score (factored)															22.70

Deductions	0.00
------------	------

Rank	Name	Nation	Starting Number	Total Segment Score	Total Element Score	Program Component Score (factored)	Total Deductions
2	Ladybirds	ITA	4	38.28	19.03	19.25	0.00

#	Executed Elements	Info	Base Value	GOE	Elm. Ded.	J1	J2	J3	J4	J5	J6	J7	J8	J9	Ref	Scores of Panel
1	L3		3.10	0.10		0	1	0	0	1	0					3.20
2	C3		3.10	0.10		0	0	0	0	1	1					3.20
3	I2+pi1		3.50	-0.50		-1	-1	-2	-1	-1	-1					3.00
4	PB1		2.00	0.00		0	0	0	-1	0	0					2.00
5	TW2		3.00	0.13		0	0	0	-1	1	1					3.13
6	NHE2+sB		2.00	0.00		0	0	0	0	0	-1					2.00
7	Cr1		2.50	0.00		0	0	0	0	0	0					2.50
			19.20													19.03
	Program Components			Factor												
	Skating Skills			1.00		4.00	3.50	3.25	3.50	4.25	4.00					3.75
	Transitions/Linking Footwork/Movement			1.00		4.00	3.25	3.00	3.25	3.50	4.00					3.50
	Performance/Execution			1.00		4.25	4.00	3.25	3.75	4.50	4.50					4.13
	Choreography/Composition			1.00		4.25	3.75	3.50	3.75	4.50	4.50					4.06
	Interpretation			1.00		4.00	3.25	3.00	4.00	4.00	4.75					3.81
	Judges Total Program Component Score (factored)															19.25

Deductions	0.00
------------	------





Spring Cup 2015

ADVANCED NOVICE FREE SKATING

JUDGES DETAILS PER SKATER

Rank	Name	Nation	Starting Number	Total Segment Score	Total Element Score	Total Program Component Score (factored)			Total Deductions
5	Zagreb Snowflakes	CRO	5	27.80	14.84	12.96			0.00

#	Executed Elements	Base Value	GOE	Elm. Ded.	J1	J2	J3	J4	J5	J6	J7	J8	J9	Ref	Scores of Panel
1	C3	3.10	-0.10		0	-1	-1	0	0	0					3.00
2	NHE2+*B	2.00	-0.60		-2	2	-3	-2	-2	2					1.40
3	I2+piB	2.50	-0.60		-2	-2	-3	-2	-2	-2					1.90
4	PB1	2.00	0.23		-1	0	-1	-2	0	-1					1.77
5	L3	3.10	-0.30		-1	-1	0	-1	0	-1					2.80
6	TW1	2.00	-0.23		0	1	-1	-2	1	-1					1.77
7	Cr1	2.50	-0.30		-1	-1	-1	-1	0	-1					2.20
		17.20													14.84
Program Components			Factor												
	Skating Skills		1.00		2.50	2.25	2.50	2.50	3.25	3.00					2.63
	Transitions/Linking Footwork/Movement		1.00		2.25	2.00	2.25	2.25	3.25	2.75					2.38
	Performance/Execution		1.00		2.50	2.50	2.50	2.25	3.75	3.00					2.63
	Choreography/Composition		1.00		2.50	2.25	2.75	2.75	4.00	3.50					2.88
	Interpretation		1.00		2.25	1.75	2.50	2.00	3.50	3.00					2.44
Judges Total Program Component Score (factored)															12.96
Deductions															0.00

printed: 15/02/2015 14:44:45



## JUNIOR

<b>Palasesto – Sesto San Giovanni Milan</b>	February 14th, 2015	Short Program
	February 15th, 2015	Free Skating
<b>Size of Skating Arena</b>	: 30m*56m	
<b>Ice Conditions</b>	: very good	
<b>Numbers of Entries</b>	: 14	
<b>Number of Participants</b>	: 14	

<b>SHORT PROGRAM</b>		
<b>Duration</b>	: 2 min. 50 sec. max	
<b>Program Components Factor</b>	Skating Skills	0.8
	Transitions	0.8
	Performance/Execution	0.8
	Choreography	0.8
	Interpretation	0.8

<b>FREE SKATING</b>		
<b>Duration</b>	: 4 min. . ± 10 sec.	
<b>Program Components Factor</b>	Skating Skills	1.6
	Transitions	1.6
	Performance/Execution	1.6
	Choreography	1.6
	Interpretation	1.6

# Spring Cup 2015

## ENTRY LIST

### JUNIOR

	Name(s)	Nation	
1	Team Temptation Junior	BEL	1
2	Nexxice	CAN	2
3	Zagreb Snowflakes	CRO	3
4	Team Berlin Junior	GER	4
5	Hot Shivers	ITA	5
6	Ice Diamonds	ITA	5
7	Ice On Fire	ITA	5
8	Ladybirds	ITA	5
9	Idel	RUS	6
10	Team Convivium	SWE	7
11	Team Moonlight	SWE	7
12	Team Spirit	SWE	7
13	Cool Dreams Junior	SUI	8
14	Synchroettes	USA	9

printed at: 08/02/2015 10.28.54

## Spring Cup 2015

### PANEL OF JUDGES

#### JUNIOR - SHORT PROGRAM

##### Officials

<b>Technical Controller</b>	Ms. Anna NYLEN	ISU
<b>Technical Specialist</b>	Ms. Jitka MOKRA	ISU
<b>Assistant Technical Specialist</b>	Ms. Karen WIESMEIER	ISU

##### Judges

<b>Referee</b>	Ms. Nicole SCHALLHART	ISU
<b>Judge No.1</b>	Ms. Petra TYRBO	SWE
<b>Judge No.2</b>	Mr. Josip CEROVAC	CRO
<b>Judge No.3</b>	Mr. Alexey SUCHKOV	RUS
<b>Judge No.4</b>	Mr. Andrew BOSCO	CAN
<b>Judge No.5</b>	Ms. Linda BISCHOFF	SUI
<b>Judge No.6</b>	Mr. Dann KRUEGER	USA

##### Data/Replay Operator

<b>Data Operator</b>	Mr. Matteo BALLABIO	ISU
<b>Replay Operator</b>	Ms. Flavia GRAGLIA	ISU

## Spring Cup 2015

### PANEL OF JUDGES

#### JUNIOR - FREE SKATING

##### Officials

<b>Technical Controller</b>	Ms. Anna NYLEN	ISU
<b>Technical Specialist</b>	Ms. Jitka MOKRA	ISU
<b>Assistant Technical Specialist</b>	Ms. Karen WIESMEIER	ISU

##### Judges

<b>Referee</b>	Mr. Massimo ORLANDINI	ISU
<b>Judge No.1</b>	Ms. Petra TYRBO	SWE
<b>Judge No.2</b>	Mr. Josip CEROVAC	CRO
<b>Judge No.3</b>	Mr. Alexey SUCHKOV	RUS
<b>Judge No.4</b>	Mr. Andrew BOSCO	CAN
<b>Judge No.5</b>	Ms. Linda BISCHOFF	SUI
<b>Judge No.6</b>	Mr. Dann KRUEGER	USA

##### Data/Replay Operator

<b>Data Operator</b>	Mr. Matteo BALLABIO	ISU
<b>Replay Operator</b>	Ms. Flavia GRAGLIA	ISU



**FIRST PLACE**

**JUNIOR**

**IDEL - RUS**



SpringCup2015@RanieriPiazza



**SECOND PLACE**

**JUNIOR**

**NEXXICE - CAN**





**THIRD PLACE**

**JUNIOR**

**TEAM CONVIVIUM - SWE**





## Spring Cup 2015

### RESULTS

#### JUNIOR AFTER SHORT PROGRAM

Pl. Name	Nation	Total Score	SP	FS
1 Nexxice	CAN	55,68	1	
2 Idel	RUS	54,13	2	
3 Team Convivium	SWE	47,62	3	
4 Team Spirit	SWE	47,25	4	
5 Team Berlin Junior	GER	44,56	5	
6 Synchroettes	USA	41,18	6	
7 Hot Shivers	ITA	40,47	7	
8 Ladybirds	ITA	34,57	8	
9 Cool Dreams Junior	SUI	34,48	9	
10 Team Moonlight	SWE	32,57	10	
11 Ice On Fire	ITA	27,69	11	
12 Zagreb Snowflakes	CRO	25,21	12	
13 Ice Diamonds	ITA	19,64	13	
14 Team Temptation Junior	BEL	19,33	14	

Ms. Nicole SCHALLHART ISU


Referee

Printed: 14/02/2015 16:35:44



Ms. Anna NYLEN ISU

Technical Controller



# Spring Cup 2015

## JUNIOR SHORT PROGRAM

## JUDGES DETAILS PER SKATER

Rank	Name	Nation	Starting Number	Total Segment Score	Total Element Score	Total Program Component Score (factored)	Total Deductions
1	Nexxlca	CAN	2	50.68	28.03	27.65	0.00

#	Executed Elements	Info	Base Value	GOE	Elm. Ded.	J1	J2	J3	J4	J5	J6	J7	J8	J9	Ref	Scores of Panel
1	I3+pi3		5.50	1.00		1	1	1	1	2	1					6.50
2	PL4		3.50	1.00		2	2	2	2	2	1					4.50
3	NHE2+s3		3.50	0.50		2	1	1	1	1	1					4.00
4	ME3+fm3		4.80	1.23		1	2	2	2	1	2					6.03
5	TC4		5.50	1.50		2	1	2	0	1	1					7.00
			22.80													28.03
Program Components				Factor												
	Skating Skills			0.80		7.25	7.00	6.50	7.25	7.50	7.00					7.06
	Transitions/Linking Footwork/Movement			0.80		7.00	6.50	6.25	7.00	6.50	5.00					6.56
	Performance/Execution			0.80		7.50	7.00	7.25	7.50	6.50	6.75					7.13
	Choreography/Composition			0.80		7.75	6.75	6.75	7.75	6.50	6.50					6.94
	Interpretation			0.80		7.25	6.75	6.50	7.25	6.50	7.00					6.88
Judges Total Program Component Score (factored)																27.65

Deductions	0.00
------------	------

Rank	Name	Nation	Starting Number	Total Segment Score	Total Element Score	Total Program Component Score (factored)	Total Deductions
2	Idel	RUS	10	54.13	26.53	27.60	0.00

#	Executed Elements	Info	Base Value	GOE	Elm. Ded.	J1	J2	J3	J4	J5	J6	J7	J8	J9	Ref	Scores of Panel
1	I3+pi2		4.80	0.35		0	1	1	-1	0	1					5.15
2	ME3+fm3		4.80	1.05		1	1	2	2	2	1					5.85
3	PL4		3.50	0.75		2	2	2	1	1	1					4.25
4	NHE3+s4		5.00	1.25		1	2	1	1	1	2					6.25
5	TC3		4.50	0.53		1	1	0	-1	1	1					5.03
			22.60													26.53
Program Components				Factor												
	Skating Skills			0.80		7.25	7.00	6.50	7.25	6.00	7.00					6.94
	Transitions/Linking Footwork/Movement			0.80		7.00	6.75	6.25	6.75	6.75	6.75					6.75
	Performance/Execution			0.80		7.25	7.00	6.75	7.25	6.25	7.25					7.08
	Choreography/Composition			0.80		7.25	6.75	6.75	7.50	6.00	7.00					6.94
	Interpretation			0.80		7.00	6.50	6.25	7.25	6.50	7.25					6.81
Judges Total Program Component Score (factored)																27.60

Deductions	0.00
------------	------

Rank	Name	Nation	Starting Number	Total Segment Score	Total Element Score	Total Program Component Score (factored)	Total Deductions
3	Team Convivium	SWE	9	47.62	21.37	26.25	0.00

#	Executed Elements	Info	Base Value	GOE	Elm. Ded.	J1	J2	J3	J4	J5	J6	J7	J8	J9	Ref	Scores of Panel
1	I3+pi2		4.80	-0.18		0	0	-1	-1	0	0					4.62
2	ME3+fm3		4.80	0.70		1	1	1	2	1	1					5.50
3	NHE2+s4		4.00	0.35		2	1	0	0	0	1					4.35
4	PL1		1.50	0.20		1	1	0	1	1	1					1.70
5	TC3		4.50	0.70		1	1	0	1	1	1					5.20
			19.60													21.37
Program Components				Factor												
	Skating Skills			0.80		7.25	6.00	5.50	6.50	6.50	7.25					6.56
	Transitions/Linking Footwork/Movement			0.80		7.25	6.25	5.50	7.25	6.25	6.00					6.44
	Performance/Execution			0.80		7.50	6.00	5.25	7.00	6.50	7.00					6.63
	Choreography/Composition			0.80		7.75	6.25	5.00	7.25	6.50	6.50					6.63
	Interpretation			0.80		7.50	6.25	5.00	7.00	6.75	6.25					6.56
Judges Total Program Component Score (factored)																26.25

Deductions	0.00
------------	------

# Spring Cup 2015

## JUNIOR SHORT PROGRAM

## JUDGES DETAILS PER SKATER

Rank	Name	Nation	Starting Number	Total Segment Score	Total Element Score	Total Program Component Score (factored)	Total Deductions
4	Team Spirit	SWE	6	47.25	24.25	24.00	1.00

#	Executed Elements	Info	Base Value	GOE	Elm. Ded.	J1	J2	J3	J4	J5	J6	J7	J8	J9	Ref	Scores of Panel	
1	IS+pi3	F	5.50	-1.00		-1	-2	-1	-1	-1	-1					4.50	
2	TC4		5.50	1.00		1	1	1	1	1	1					5.50	
3	ME3+fm3		4.80	0.70		1	1	2	1	1	1					5.50	
4	PL4		3.50	0.50		1	1	1	0	1	1					4.00	
5	NHE2+s3		3.50	0.25		1	1	1	0	0	0					3.75	
			22.80													24.25	
<b>Program Components</b>				<b>Factor</b>													
Skating Skills				0.80		6.75	5.50	5.00	5.50	6.00	6.50					6.00	
Transitions/Linking Footwork/Movement				0.80		6.50	5.75	5.75	5.50	6.00	6.75					6.00	
Performance/Execution				0.80		6.50	5.25	5.50	5.75	6.00	6.25					5.88	
Choreography/Composition				0.80		7.00	5.75	6.25	6.25	6.00	7.00					6.38	
Interpretation				0.80		6.75	5.50	5.50	5.75	5.75	6.00					5.75	
<b>Judges Total Program Component Score (factored)</b>																	<b>24.00</b>

Deductions	Falls: -1.00	-1.00
------------	--------------	-------

Rank	Name	Nation	Starting Number	Total Segment Score	Total Element Score	Total Program Component Score (factored)	Total Deductions
5	Team Berlin Junior	GER	12	44.56	21.36	23.20	0.00

#	Executed Elements	Info	Base Value	GOE	Elm. Ded.	J1	J2	J3	J4	J5	J6	J7	J8	J9	Ref	Scores of Panel	
1	PL4		3.50	0.50		0	1	1	1	1	2					4.00	
2	TC3		4.50	0.70		1	1	1	1	0	2					5.20	
3	ME3+fm3		4.80	0.53		1	1	1	1	0	0					5.33	
4	I2+pi2		4.10	0.13		0	0	1	0	0	1					4.23	
5	NHE2+s1		2.50	0.10		0	1	1	0	-1	0					2.60	
			19.40													21.36	
<b>Program Components</b>				<b>Factor</b>													
Skating Skills				0.80		5.75	5.50	5.75	5.75	4.25	6.25					5.69	
Transitions/Linking Footwork/Movement				0.80		5.50	5.50	6.00	6.25	4.00	7.00					5.81	
Performance/Execution				0.80		6.00	5.75	5.75	6.50	4.50	6.50					6.00	
Choreography/Composition				0.80		5.75	5.75	6.00	6.50	4.50	7.25					6.00	
Interpretation				0.80		5.50	5.25	5.75	5.50	4.50	6.25					5.50	
<b>Judges Total Program Component Score (factored)</b>																	<b>23.20</b>

Deductions		0.00
------------	--	------

Rank	Name	Nation	Starting Number	Total Segment Score	Total Element Score	Total Program Component Score (factored)	Total Deductions
6	Synchroettes	USA	1	41.18	18.98	22.20	0.00

#	Executed Elements	Info	Base Value	GOE	Elm. Ded.	J1	J2	J3	J4	J5	J6	J7	J8	J9	Ref	Scores of Panel	
1	ME3+fm3		4.80	0.53		1	1	1	0	2	0					5.33	
2	NHE2+s2		3.00	0.38		1	1	1	0	1	-1					3.38	
3	PL4		3.50	0.50		1	1	1	1	1	1					4.00	
4	TC1		2.00	0.00		0	0	1	-1	1	-1					2.00	
5	I3+pi2		4.80	-0.53		0	-1	-1	-1	1	-1					4.27	
			18.10													18.98	
<b>Program Components</b>				<b>Factor</b>													
Skating Skills				0.80		6.75	5.75	5.25	4.75	6.75	5.25					5.75	
Transitions/Linking Footwork/Movement				0.80		6.50	5.50	5.00	4.50	6.50	3.75					5.38	
Performance/Execution				0.80		6.25	5.75	5.00	5.00	6.25	4.75					5.50	
Choreography/Composition				0.80		6.50	5.25	5.75	5.25	6.50	5.50					5.75	
Interpretation				0.80		6.50	5.00	5.50	4.75	6.25	4.50					5.38	
<b>Judges Total Program Component Score (factored)</b>																	<b>22.20</b>

Deductions		0.00
------------	--	------





# Spring Cup 2015

## JUNIOR SHORT PROGRAM

## JUDGES DETAILS PER SKATER

Rank	Name	Nation	Starting Number	Total Segment Score	Total Element Score	Total Program Component Score (factored)	Total Deductions
13	Ice Diamonds	ITA	5	19.64	9.34	13.30	3.00

#	Executed Elements	Info	Base Value	GOE	Elim. Ded.	J1	J2	J3	J4	J5	J6	J7	J8	J9	Ref	Scores of Panel
1	NHE2+sB	F	2.00	-0.60		-2	-2	-2	-2	-2	-1					1.40
2	PL4		3.50	-0.50		-1	-1	0	-1	-1	-1					3.00
3	l2+pl1		3.50	-0.50		-1	-1	-1	-1	-1	-1					3.00
4	MEB+fmB		0.60	-0.13		-1	-1	0	-2	-2	-1					0.47
5	TC1	F	2.00	-0.53		-2	-2	-1	-2	-1	-2					1.47
			11.60													9.34
Program Components			Factor													
Skating Skills			0.80			3.75	3.00	3.75	3.50	3.00	3.75					3.50
Transitions/Linking Footwork/Movement			0.80			3.50	2.75	4.00	3.25	3.00	3.25					3.25
Performance/Execution			0.80			3.50	2.25	3.50	2.75	2.75	3.50					3.13
Choreography/Composition			0.80			4.00	2.75	3.75	3.50	3.00	3.75					3.50
Interpretation			0.80			3.75	2.50	3.50	3.25	2.75	3.50					3.25
Judges Total Program Component Score (factored)																13.30

Deductions	Falls: -3.00	-3.00
------------	--------------	-------

Rank	Name	Nation	Starting Number	Total Segment Score	Total Element Score	Total Program Component Score (factored)	Total Deductions
14	Team Temptation Junior	BEL	11	19.33	7.88	11.45	0.00

#	Executed Elements	Info	Base Value	GOE	Elim. Ded.	J1	J2	J3	J4	J5	J6	J7	J8	J9	Ref	Scores of Panel
1	l2+pl1		3.50	-0.38		-1	-1	0	-1	-2	0					3.12
2	TC1		2.00	-0.36		0	-2	-1	-2	-1	-1					1.62
3	NHE2+sB		2.00	-0.53		-1	-2	-1	-2	-2	-2					1.47
4	MEB+fmB		0.60	-0.18		-1	-2	-1	-2	-2	2					0.42
5	PL1		1.50	-0.25		-1	-2	-1	-1	-2	-1					1.25
			9.60													7.88
Program Components			Factor													
Skating Skills			0.80			3.25	2.50	3.25	2.50	2.00	3.50					2.88
Transitions/Linking Footwork/Movement			0.80			3.00	2.25	3.50	2.25	2.00	3.00					2.63
Performance/Execution			0.80			3.75	2.25	3.75	2.75	2.25	3.25					3.00
Choreography/Composition			0.80			3.50	2.50	3.75	2.75	2.00	3.75					3.13
Interpretation			0.80			3.25	2.25	3.25	2.50	2.00	2.75					2.69
Judges Total Program Component Score (factored)																11.45

Deductions		0.00
------------	--	------

printed: 14/02/2015 16:36:03

## Spring Cup 2015

### RESULTS


#### JUNIOR FINAL RESULT

Pl.	Name	Nation	Total Score	SP	FS
1	Idel	RUS	150,59	2	1
2	Nexotice	CAN	148,60	1	3
3	Team Convivium	SWE	141,55	3	2
4	Team Spirit	SWE	129,25	4	4
5	Team Berlin Junior	GER	124,23	5	5
6	Synchroettes	USA	116,76	6	6
7	Hot Shivers	ITA	113,01	7	7
8	Cool Dreams Junior	SUI	96,04	9	9
9	Team Moonlight	SWE	95,08	10	8
10	Ladybirds	ITA	89,30	8	10
11	Ice On Fire	ITA	81,14	11	11
12	Zagreb Snowflakes	CRO	62,45	12	13
13	Ice Diamonds	ITA	58,93	13	12
14	Team Temptation Junior	BEL	53,27	14	14

  
Mr. Massimo ORLANDINI ISU

Referee

Printed: 15/02/2015 17:43:29

  
Ms. Anna NYLEN ISU  
Technical Controller

# Spring Cup 2015

## JUNIOR FREE SKATING

## JUDGES DETAILS PER SKATER

Rank	Name	Nation	Starting Number	Total Segment Score	Total Element Score	Total Program Component Score (factored)				Total Deductions						
1	Idel	RUS	12	96.46	40.26	57.20				1.00						
#	Executed Elements	Info	Base Value	GOE	Elm. Ded.	J1	J2	J3	J4	J5	J6	J7	J8	J9	Ref	Scores of Panel
1	TW3		4.50	0.88		1	1	2	1	2	1					5.38
2	I3+pi3		5.50	0.50		0	1	1	0	1	0					6.00
3	PB2		3.00	0.50		1	1	2	0	1	1					3.50
4	C4		4.00	0.75		1	2	2	1	1	2					4.75
5	NHE3+s3		4.50	1.05		2	1	1	1	2	2					5.55
6	Pa4		4.80	0.70		1	1	1	2	1	1					5.50
7	ME3+fm3		4.80	1.23		1	2	2	2	1	2					6.03
8	Cr1		2.50	1.05		1	1	2	2	1	2					3.55
			33.50													40.26
<b>Program Components</b>				<b>Factor</b>												
Skating Skills				1.60	7.25	7.25	7.50	7.75	6.50	7.75						7.44
Transitions/Linking Footwork/Movement				1.60	6.75	6.75	7.75	7.00	6.00	6.75						6.81
Performance/Execution				1.60	7.25	7.25	7.50	7.50	6.00	7.00						7.25
Choreography/Composition				1.60	7.00	7.25	7.50	7.50	6.50	7.25						7.25
Interpretation				1.60	6.75	7.00	7.00	7.25	6.25	7.50						7.00
<b>Judges Total Program Component Score (factored)</b>																<b>57.20</b>
<b>Deductions</b>				<b>Falls: -1.00</b>												<b>-1.00</b>
Rank	Name	Nation	Starting Number	Total Segment Score	Total Element Score	Total Program Component Score (factored)				Total Deductions						
2	Team Convivium	SWE	13	93.93	36.51	58.42				1.00						
#	Executed Elements	Info	Base Value	GOE	Elm. Ded.	J1	J2	J3	J4	J5	J6	J7	J8	J9	Ref	Scores of Panel
1	NHE4+s3		5.00	1.75		1	2	1	2	2	2					6.75
2	C4		4.00	0.88		1	2	2	1	2	2					4.88
3	ME3+fm3		4.80	1.05		1	1	2	1	2	3					5.85
4	Cr1		2.50	0.70		1	1	1	2	1	0					3.20
5	I3+pi2		4.80	0.70		1	1	1	-1	1	1					5.50
6	PB1	F	2.00	-0.38		-1	-1	-1	-2	0	-2					1.62
7	TW2		3.00	0.38		1	1	1	0	1	1					3.38
8	Pa4		4.80	0.53		0	1	1	6	1	2					5.33
			30.90													36.51
<b>Program Components</b>				<b>Factor</b>												
Skating Skills				1.60	7.00	6.75	7.25	7.25	6.75	7.75						7.06
Transitions/Linking Footwork/Movement				1.60	7.00	7.25	7.00	7.50	6.75	7.25						7.13
Performance/Execution				1.60	6.75	7.25	7.25	7.25	7.25	7.50						7.25
Choreography/Composition				1.60	7.50	7.50	7.50	8.00	7.25	8.00						7.63
Interpretation				1.60	7.25	7.25	7.00	7.75	7.50	7.75						7.44
<b>Judges Total Program Component Score (factored)</b>																<b>58.42</b>
<b>Deductions</b>				<b>Falls: -1.00</b>												<b>-1.00</b>



Spring Cup 2015

JUNIOR FREE SKATING

JUDGES DETAILS PER SKATER

Rank	Name	Nation	Starting Number	Total Segment Score	Total Element Score	Total Program Component Score (factored)				Total Deductions							
3	Nexxice	CAN	14	92.92	35.22	57.70				0.00							
#	Executed Elements	Info	Base Value	GOE	Elm. Ded.	J1	J2	J3	J4	J5	J6	J7	J8	J9	Ref	Scores of Panel	
1	PB3		4.50	0.68		1	1	2	0	2	1					5.38	
2	I2+pi2		4.10	0.00		0	0	1	0	0	0					4.10	
3	TW1		2.00	0.38		1	1	2	2	1	0					2.38	
4	NHE2+s2		3.00	0.75		1	2	2	1	1	2					3.75	
5	Cr1		2.50	0.70		1	0	2	2	1	0					3.20	
6	ME3+fm3		4.80	1.05		2	2	2	1	1	1					5.85	
7	Pp4		4.80	0.68		1	1	1	2	2	1					5.68	
8	L4		4.00	0.88		1	2	2	2	1	2					4.88	
			29.70														35.22
<b>Program Components</b>				<b>Factor</b>											7.25		
Skating Skills				1.60	7.50	7.00	7.75	7.25	7.00	7.25					7.06		
Transitions/Linking Footwork/Movement				1.60	7.25	7.25	7.50	6.75	6.75	7.00					7.31		
Performance/Execution				1.60	7.25	7.50	7.25	7.50	6.50	7.25					7.19		
Choreography/Composition				1.60	7.50	7.00	7.25	7.75	6.50	7.00					7.25		
Interpretation				1.60	7.25	7.00	7.50	7.50	7.00	7.25					57.70		
<b>Judges Total Program Component Score (factored)</b>																	57.70
<b>Deductions</b>															0.00		
Rank	Name	Nation	Starting Number	Total Segment Score	Total Element Score	Total Program Component Score (factored)				Total Deductions							
4	Team Spirit	SWE	10	82.00	32.89	50.11				1.00							
#	Executed Elements	Info	Base Value	GOE	Elm. Ded.	J1	J2	J3	J4	J5	J6	J7	J8	J9	Ref	Scores of Panel	
1	Pp4		4.80	0.70		1	1	1	1	1	1					5.50	
2	PB2		3.00	0.63		1	1	2	0	2	1					3.63	
3	C4		4.00	0.63		1	1	1	2	2	1					4.63	
4	I3+pi2		4.80	-0.35		-1	0	1	-1	0	-1					4.45	
5	ME3+fm3		4.80	0.00		-1	0	0	0	0	1					4.80	
6	NHE3+s2	F	4.00	-0.70		-1	-1	-1	-1	0	-1					3.30	
7	TW2		3.00	0.38		0	1	1	0	1	1					3.38	
8	Cr1		2.50	0.70		1	0	1	2	1	1					3.20	
			30.90														32.89
<b>Program Components</b>				<b>Factor</b>											6.38		
Skating Skills				1.60	6.50	6.00	6.50	6.50	6.50	6.00	6.50					6.00	
Transitions/Linking Footwork/Movement				1.60	6.25	5.75	6.00	6.00	6.75	5.75					6.25		
Performance/Execution				1.60	6.25	5.50	6.25	6.50	6.00	6.75					6.50		
Choreography/Composition				1.60	7.00	6.00	5.75	6.50	7.00	6.50					6.19		
Interpretation				1.60	6.75	6.00	6.00	5.75	6.50	6.25					50.11		
<b>Judges Total Program Component Score (factored)</b>																	50.11
<b>Deductions</b>										Falls: -1.00					-1.00		

# Spring Cup 2015

## JUNIOR FREE SKATING

## JUDGES DETAILS PER SKATER

Rank	Name	Nation	Starting Number	Total Segment Score	Total Element Score	Total Program Component Score (factored)	Total Deductions
5	Team Berlin Junior	GER	11	79.67	32.66	47.01	0.00

#	Executed Elements	Info	Base Value	GOE	Elm. Ded.	J1	J2	J3	J4	J5	J6	J7	J8	J9	Ref	Scores of Panel	
1	ME3+fm3		4.80	0.53		0	1	1	1	0	1					5.33	
2	NHE2+s2		3.00	0.00		-1	0	0	0	0	0					3.00	
3	I2+pi3		4.80	0.70		0	1	2	1	0	2					5.50	
4	C4		4.00	0.75		1	1	2	2	0	2					4.75	
5	Pa4		4.80	0.00		0	0	0	0	-1	1					4.80	
6	PB2		3.00	0.00		-1	0	0	0	0	1					3.00	
7	Co1		2.50	0.53		0	1	1	1	0	2					3.03	
8	TW2		3.00	0.25		0	1	1	0	-1	1					3.25	
			29.90													32.66	
Program Components			Factor														
Skating Skills			1.60			5.50	5.75	5.25	6.00	4.25	6.00						5.63
Transitions/Linking Footwork/Movement			1.60			5.25	6.00	5.25	7.00	4.50	6.25						5.69
Performance/Execution			1.60			5.75	6.25	5.50	6.75	4.25	6.75						6.06
Choreography/Composition			1.60			5.75	6.25	6.00	6.75	5.00	7.00						6.19
Interpretation			1.60			5.50	6.00	5.50	6.25	4.50	6.75						5.81
Judges Total Program Component Score (factored)																47.01	

Deductions	0.00
------------	------

Rank	Name	Nation	Starting Number	Total Segment Score	Total Element Score	Total Program Component Score (factored)	Total Deductions
6	Synchroettes	USA	8	75.58	30.86	44.72	0.00

#	Executed Elements	Info	Base Value	GOE	Elm. Ded.	J1	J2	J3	J4	J5	J6	J7	J8	J9	Ref	Scores of Panel	
1	PB2		3.00	0.00		0	0	1	0	0	0					3.00	
2	NHE2+s2		3.00	-0.13		0	1	1	-1	-1	-1					2.87	
3	I2+pi2		4.10	-0.13		-1	0	0	0	0	-1					3.97	
4	ME3+fm3		4.80	-0.18		-1	1	0	-1	0	0					4.62	
5	TW3		4.50	0.70		1	1	1	0	1	1					5.20	
6	Pa3		4.00	0.00		0	0	1	-1	0	0					4.00	
7	L4		4.00	0.00		0	0	1	-1	-1	1					4.00	
8	Cr1		2.50	0.70		1	1	1	0	1	1					3.20	
			29.90													30.86	
Program Components			Factor														
Skating Skills			1.60			6.25	5.25	6.00	5.50	6.25	5.75						5.88
Transitions/Linking Footwork/Movement			1.60			5.75	5.00	5.50	5.75	6.25	4.75						5.50
Performance/Execution			1.60			6.25	5.25	5.25	5.75	6.00	5.50						5.63
Choreography/Composition			1.60			6.00	5.00	5.50	5.25	6.50	5.25						5.50
Interpretation			1.60			5.75	5.00	5.50	5.50	6.00	5.00						5.44
Judges Total Program Component Score (factored)																44.72	

Deductions	0.00
------------	------



# Spring Cup 2015

## JUNIOR FREE SKATING

## JUDGES DETAILS PER SKATER

Rank	Name	Nation	Starting Number	Total Segment Score	Total Element Score	Program Component Score (factored)	Total Deductions
9	Cool Dreams Junior	SUI	5	61.56	24.83	36.73	0.00

#	Executed Elements	Info	Base Value	GOE	Elm. Ded.	J1	J2	J3	J4	J5	J6	J7	J8	J9	Ref	Scores of Panel	
1	PB1		2.00	0.00		0	0	0	-1	0	0					2.00	
2	TW2		3.00	0.25		0	1	1	0	0	1					3.25	
3	NHE2+s1		2.50	-0.40		0	-1	-1	-1	-1	-1					2.10	
4	Sp4		4.80	-0.70		-2	-1	-1	0	-1	-1					4.10	
5	Cr1		2.50	0.00		0	-1	0	0	0	0					2.50	
6	ME2+fm2		3.00	0.00		0	0	1	0	0	0					3.00	
7	L4		4.00	0.25		0	1	1	1	0	0					4.25	
8	I2+pi1		3.50	0.13		-1	0	0	1	0	1					3.63	
			25.30													24.83	
Program Components			Factor														
Skating Skills			1.60		4.25	4.50	4.25	4.50	4.25	5.00						4.38	
Transitions/Linking Footwork/Movement			1.60		4.00	4.75	4.50	5.25	4.00	6.00						4.63	
Performance/Execution			1.60		4.25	4.75	4.75	4.75	4.00	5.25						4.63	
Choreography/Composition			1.60		4.50	4.50	5.00	5.00	4.75	5.75						4.81	
Interpretation			1.60		4.25	4.75	4.50	4.25	4.50	5.25						4.50	
Judges Total Program Component Score (factored)																	36.73

Deductions	0.00
------------	------

Rank	Name	Nation	Starting Number	Total Segment Score	Total Element Score	Program Component Score (factored)	Total Deductions
10	Ladybirds	ITA	9	54.73	20.22	34.51	0.00

#	Executed Elements	Info	Base Value	GOE	Elm. Ded.	J1	J2	J3	J4	J5	J6	J7	J8	J9	Ref	Scores of Panel	
1	PBB		1.00	-0.20		-1	-1	1	-2	-1	-1					0.80	
2	MEB+fmB		0.60	-0.03		0	0	0	-1	-1	0					0.57	
3	L4		4.00	0.00		0	0	1	0	0	0					4.00	
4	I2+pi2		4.10	-0.38		-1	-1	0	-1	0	-1					3.72	
5	TW1		2.00	0.08		0	0	1	0	1	1					2.08	
6	ME3+fm2		4.00	-0.13		-1	0	1	-1	0	0					3.87	
7	NHE2+s1		2.50	0.00		0	0	0	0	-1	1					2.50	
8	Cr1		2.50	0.18		0	0	1	0	-1	1					2.68	
			20.70													20.22	
Program Components			Factor														
Skating Skills			1.60		4.50	4.00	4.50	4.50	3.50	3.75						4.19	
Transitions/Linking Footwork/Movement			1.60		4.25	4.25	4.50	4.00	3.50	3.50						4.00	
Performance/Execution			1.60		4.75	4.50	5.00	4.75	3.50	4.50						4.63	
Choreography/Composition			1.60		5.00	4.25	4.75	4.75	3.50	4.00						4.44	
Interpretation			1.60		4.50	4.25	4.50	4.25	3.50	4.25						4.31	
Judges Total Program Component Score (factored)																	34.51

Deductions	0.00
------------	------

Spring Cup 2015  
JUNIOR FREE SKATING

JUDGES DETAILS PER SKATER

Rank	Name	Nation	Starting Number	Total Segment Score	Total Element Score	Program Component Score (factored)	Total Deductions
11	Ice On Fire	ITA	4	53.45	21.24	32.21	0.00

#	Executed Elements	Info	Base Value	GOE	Elm. Ded.	J1	J2	J3	J4	J5	J6	J7	J8	J9	Ref	Scores of Panel	
1	ME2+fm1		2.00	0.00		0	0	1	0	-1	0					2.00	
2	I2+pl1		3.50	-0.50		-1	-1	-1	-2	-1	-1					3.00	
3	Pa2		3.00	-0.08		0	0	1	-1	-1	0					2.92	
4	C4		4.00	0.25		1	0	1	0	-1	1					4.25	
5	NHE2+s2		3.00	-0.38		0	0	-1	-1	-2	-1					2.62	
6	PB1		2.00	-0.15		0	-1	0	-1	-1	0					1.85	
7	TW1		2.00	-0.08		0	0	1	-1	-1	0					1.92	
8	Cr1		2.50	0.18		1	0	0	0	-1	1					2.68	
			22.00													21.24	
Program Components				Factor													3.94
Skating Skills				1.60				3.75	3.75	4.50	4.50	3.25	3.75				3.94
Transitions/Linking Footwork/Movement				1.60				3.75	3.50	4.50	4.00	3.00	4.75				4.06
Performance/Execution				1.60				4.00	4.00	4.75	4.25	3.00	4.00				4.31
Choreography/Composition				1.60				4.25	4.00	5.00	4.50	3.50	4.50				3.68
Interpretation				1.60				4.00	4.00	4.75	3.50	3.25	4.00				32.21
Judges Total Program Component Score (factored)																	

Deductions	0.00
------------	------

Rank	Name	Nation	Starting Number	Total Segment Score	Total Element Score	Program Component Score (factored)	Total Deductions
12	Ice Diamonds	ITA	2	39.29	14.88	24.41	0.00

#	Executed Elements	Info	Base Value	GOE	Elm. Ded.	J1	J2	J3	J4	J5	J6	J7	J8	J9	Ref	Scores of Panel	
1	MEB+fmB		0.60	-0.10		-1	-1	0	-2	-1	-1					0.50	
2	TW1		2.00	0.00		0	0	1	-1	-1	1					2.00	
3	PB1		2.00	-0.23		0	-1	0	-2	-2	0					1.77	
4	C3		3.10	-0.20		-1	0	0	-2	-1	0					2.90	
5	I3+pl1		4.10	-0.63		-2	-1	-1	-2	-1	-1					3.47	
6	NHE2+sB		2.00	-0.53		-1	-2	-1	-2	-2	-2					1.47	
7	Pa2		3.00	-0.23		-2	0	0	-1	-2	0					2.77	
8	Co		0.00	0.00		-	-	-	-	-	-					0.00	
			16.80													14.88	
Program Components				Factor													3.19
Skating Skills				1.60				3.00	3.00	3.50	3.25	3.00	3.50				2.94
Transitions/Linking Footwork/Movement				1.60				2.50	2.75	4.00	2.75	3.00	3.25				2.94
Performance/Execution				1.60				3.00	3.00	4.25	2.75	2.75	3.00				3.38
Choreography/Composition				1.60				3.25	3.25	4.50	3.50	3.00	3.50				2.81
Interpretation				1.60				2.50	2.75	4.00	3.00	2.50	3.00				24.41
Judges Total Program Component Score (factored)																	

Deductions	0.00
------------	------

Spring Cup 2015  
JUNIOR FREE SKATING

JUDGES DETAILS PER SKATER

Rank	Name	Nation	Starting Number	Total Segment Score	Total Element Score	Program Component Score (factored)	Total Deductions
13	Zagreb Snowflakes	CRO	1	37.24	15.44	23.30	1.50

#	Executed Elements	Base Value	GOE	Elm. Ded.	J1	J2	J3	J4	J5	J6	J7	J8	J9	Ref	Scores of Panel
1	I3+pi1	4.10	-0.63		-2	-1	-1	-2	-1	-1					3.47
2	ME1+fm1	1.00	-0.10		-2	0	-1	-1	-1	-1					0.90
3	NHE2+s1	2.50	-0.70		-2	1	-1	-2	-2	-2					1.80
4	PB1	2.00	-0.38		-1	-1	-1	-2	-2	0					1.62
5	C4	4.00	-0.25		-1	0	0	0	-1	-1					3.75
6	MEB+fmB+dt	0.60	-0.18	-0.5	-2	-1	-1	-2	-2	-2					0.00
7	TW1	2.00	-0.30		-1	0	-1	-1	-2	-1					1.70
8	Cr1	2.50	-0.30		-1	-1	0	-1	-2	-1					2.20
		18.70													15.44
Program Components			Factor												
Skating Skills			1.60		2.75	3.25	3.75	3.00	2.75	2.75					2.94
Transitions/Linking Footwork/Movement			1.60		2.25	3.00	3.50	2.50	3.00	3.25					2.94
Performance/Execution			1.60		2.50	3.00	3.75	2.50	2.75	2.75					2.75
Choreography/Composition			1.60		2.75	3.50	4.25	2.75	3.25	3.25					3.19
Interpretation			1.60		2.25	3.00	3.75	2.50	3.00	2.50					2.75
Judges Total Program Component Score (factored)															23.30

Deductions	Non-permitted element:	-1.50														-1.50
------------	------------------------	-------	--	--	--	--	--	--	--	--	--	--	--	--	--	-------

Rank	Name	Nation	Starting Number	Total Segment Score	Total Element Score	Program Component Score (factored)	Total Deductions
14	Team Temptation Junior	BEL	3	33.94	13.94	- 22.00	2.00

#	Executed Elements	Base Value	GOE	Elm. Ded.	J1	J2	J3	J4	J5	J6	J7	J8	J9	Ref	Scores of Panel
1	C3	3.10	-0.10		0	0	0	-1	-1	1					3.00
2	TW1	2.00	-0.38		-1	-1	-1	-2	-2	-1					1.62
3	I2+pi1	3.50	-0.75		-2	-1	-1	-2	-1	-2					2.75
4	MEB+fmB	0.60	-0.10		-1	-1	0	-2	-1	-1					0.50
5	PB1	2.00	-0.15		-1	0	0	-1	-1	0					1.85
6	NHE2+sB	2.00	0.00		-2	-2	-1	-2	-2	-2					1.40
7	ME1+fm1	1.00	-0.08		-1	-1	0	0	-1	-1					0.92
8	Cr1	F 2.50	-0.60		-2	-2	0	-2	-3	-2					1.90
		16.70													13.94
Program Components			Factor												
Skating Skills			1.60		2.75	2.75	3.00	3.25	2.00	2.75					2.81
Transitions/Linking Footwork/Movement			1.60		2.25	2.50	3.25	2.75	2.00	2.25					2.44
Performance/Execution			1.60		2.50	2.75	3.00	3.00	2.00	2.75					2.75
Choreography/Composition			1.60		2.75	3.00	3.50	3.00	2.50	3.25					3.00
Interpretation			1.60		2.00	2.50	3.25	3.25	2.00	3.50					2.75
Judges Total Program Component Score (factored)															22.00

Deductions	Falls:	-2.00														-2.00
------------	--------	-------	--	--	--	--	--	--	--	--	--	--	--	--	--	-------



## SENIOR

<b>Palasesto – Sesto San Giovanni Milan</b>	February 14th, 2015	Short Program
	February 15th, 2015	Free Skating
<b>Size of Skating Arena</b>	: 30m*56m	
<b>Ice Conditions</b>	: very good	
<b>Numbers of Entries</b>	: 11	
<b>Number of Participants</b>	: 11	

<b>SHORT PROGRAM</b>		
<b>Duration</b>	: 2 min. 50 sec. max	
<b>Program Components Factor</b>	Skating Skills	0.8
	Transitions	0.8
	Performance/Execution	0.8
	Choreography	0.8
	Interpretation	0.8

<b>FREE SKATING</b>		
<b>Duration</b>	: 4 min. 30 sec . ± 10 sec.	
<b>Program Components Factor</b>	Skating Skills	1.6
	Transitions	1.6
	Performance/Execution	1.6
	Choreography	1.6
	Interpretation	1.6

## Spring Cup 2015

### ENTRY LIST

#### SENIOR

	Name(s)	Nation	
1	Team Temptation Senior	BEL	1
2	Nexxice	CAN	2
3	Team Berlin 1	GER	3
4	Team Passion	HUN	4
5	Flying Angels	ITA	5
6	Hot Shivers	ITA	5
7	Shining Blades	ITA	5
8	Tatarstan	RUS	6
9	Team Surprise	SWE	7
10	Cool Dreams Senior	SUI	8
11	Haydenettes	USA	9

printed at: 13/02/2015 14:35:21



## Spring Cup 2015

### PANEL OF JUDGES

#### SENIOR - SHORT PROGRAM

##### Officials

<b>Technical Controller</b>	Ms. Karen ROBERTSON	ISU
<b>Technical Specialist</b>	Ms. Karen WIESMEIER	ISU
<b>Assistant Technical Specialist</b>	Ms. Roberta GIULIANI	ISU

##### Judges

<b>Referee</b>	Mr. Massimo ORLANDINI	ISU
<b>Judge No.1</b>	Ms. Petra TYRBO	SWE
<b>Judge No.2</b>	Ms. Linda BISCHOFF	SUI
<b>Judge No.3</b>	Ms. Laura CICERI	ITA
<b>Judge No.4</b>	Mr. Andrew BOSCO	CAN
<b>Judge No.5</b>	Ms. Zsuzsanna VIKARNE-HOMOLYA	HUN
<b>Judge No.6</b>	Mr. Dann KRUEGER	USA

##### Data/Replay Operator

<b>Data Operator</b>	Ms. Flavia GRAGLIA	ISU
<b>Replay Operator</b>	Mr. Matteo BALLABIO	ISU

## Spring Cup 2015

### PANEL OF JUDGES

#### SENIOR - FREE SKATING

##### Officials

<b>Technical Controller</b>	Ms. Karen ROBERTSON	ISU
<b>Technical Specialist</b>	Ms. Karen WIESMEIER	ISU
<b>Assistant Technical Specialist</b>	Ms. Roberta GIULIANI	ISU

##### Judges

<b>Referee</b>	Mr. Massimo ORLANDINI	ISU
<b>Judge No.1</b>	Ms. Petra TYRBO	SWE
<b>Judge No.2</b>	Ms. Linda BISCHOFF	SUI
<b>Judge No.3</b>	Ms. Laura CICERI	ITA
<b>Judge No.4</b>	Mr. Andrew BOSCO	CAN
<b>Judge No.5</b>	Ms. Zsuzsanna VIKARNE-HOMOLYA	HUN
<b>Judge No.6</b>	Mr. Dann KRUEGER	USA

##### Data/Replay Operator

<b>Data Operator</b>	Ms. Flavia GRAGLIA	ISU
<b>Replay Operator</b>	Mr. Matteo BALLABIO	ISU



**FIRST PLACE**

**SENIOR**

**NEXXICE - CAN**





**SECOND PLACE**

**SENIOR**

**TEAM SURPRISE - SWE**



Spring Cup 2015  
Allorò Passino PH  
www.para2tph.com



**THIRD PLACE**

**SENIOR**

**HAYDENETTES - USA**



## Spring Cup 2015

### RESULTS

#### SENIOR AFTER SHORT PROGRAM

Pl. Name	Nation	Total Score	SP	FS
1 Nexxice	CAN	69,73	1	
2 Team Surprise	SWE	64,04	2	
3 Haydenettes	USA	63,59	3	
4 Tatarstan	RUS	61,25	4	
5 Team Berlin 1	GER	57,08	5	
6 Hot Shivers	ITA	45,35	6	
7 Cool Dreams Senior	SUI	42,22	7	
8 Team Passion	HUN	31,43	8	
9 Flying Angels	ITA	29,57	9	
10 Shining Blades	ITA	25,04	10	
11 Team Temptation Senior	BEL	21,49	11	



Mr. Massimo ORLANDINI ISU

Referee

Printed: 14/02/2015 19:00:58



Ms. Karen ROBERTSON ISU

Technical Controller



Spring Cup 2015  
SENIOR SHORT PROGRAM

JUDGES DETAILS PER SKATER

Rank	Name	Nation	Starting Number	Total Segment Score	Total Element Score	Program Component Score (factored)	Total Deductions
4	Tatarstan	RUS	10	61.25	28.00	33.25	0.00

#	Executed Elements	Info	Base Value	GOE	Elm. Ded.	J1	J2	J3	J4	J5	J6	J7	J8	J9	Ref	Scores of Panel
1	PL4		3.50	1.00		2	2	2	1	2	3					4.50
2	I2+pi3		4.80	1.05		1	2	2	2	1	1					5.85
3	ME3+fm3		4.80	1.40		2	2	3	2	2	1					6.20
4	NHE4+s3		5.00	1.25		2	1	2	1	1	1					6.25
5	TC3		4.50	0.70		1	1	2	0	1	1					5.20
			22.60													28.00
	Program Components			Factor												8.31
	Skating Skills			0.80		8.50	8.75	8.50	8.25	7.75	8.00					8.00
	Transitions/Linking Footwork/Movement			0.80		7.75	8.75	8.00	8.00	7.25	8.25					8.38
	Performance/Execution			0.80		8.25	9.00	8.75	8.00	8.00	8.50					8.50
	Choreography/Composition			0.80		8.25	9.00	8.50	8.50	8.00	8.75					8.30
	Interpretation			0.80		8.00	9.00	8.50	8.25	8.25	8.50					33.25
	Judges Total Program Component Score (factored)															0.00

Deductions

Rank	Name	Nation	Starting Number	Total Segment Score	Total Element Score	Program Component Score (factored)	Total Deductions
5	Team Berlin 1	GER	2	57.08	27.38	29.70	0.00

#	Executed Elements	Info	Base Value	GOE	Elm. Ded.	J1	J2	J3	J4	J5	J6	J7	J8	J9	Ref	Scores of Panel
1	TC4		5.50	2.00		1	2	2	2	2	2					7.50
2	PL4		3.50	1.00		2	1	2	2	2	2					4.50
3	ME3+fm2		4.00	0.50		1	2	1	1	1	1					4.50
4	I3+pi2		4.80	0.88		0	2	1	1	1	2					5.68
5	NHE3+s3		4.50	0.70		1	1	1	1	1	1					5.20
			22.30													27.38
	Program Components			Factor												7.31
	Skating Skills			0.80		7.25	7.00	7.00	7.50	7.50	8.00					7.31
	Transitions/Linking Footwork/Movement			0.80		7.00	7.50	7.00	7.75	7.00	7.75					7.69
	Performance/Execution			0.80		7.50	7.25	7.25	8.00	8.00	8.00					7.56
	Choreography/Composition			0.80		7.25	7.50	6.75	8.00	7.50	8.25					7.25
	Interpretation			0.80		7.00	7.00	7.00	7.50	7.50	7.50					29.70
	Judges Total Program Component Score (factored)															0.00

Deductions

Rank	Name	Nation	Starting Number	Total Segment Score	Total Element Score	Program Component Score (factored)	Total Deductions
6	Hot Shivers	ITA	8	45.35	19.35	26.00	0.00

#	Executed Elements	Info	Base Value	GOE	Elm. Ded.	J1	J2	J3	J4	J5	J6	J7	J8	J9	Ref	Scores of Panel
1	TC3		4.50	0.88		2	0	1	1	2	1					5.38
2	NHE2+s1		2.50	0.00		1	0	0	0	0	0					2.50
3	PL4		3.50	-0.25		-1	0	0	0	-1	-1					3.25
4	I3+pi1		4.10	-0.38		0	-1	0	-1	-1	-1					3.72
5	ME3+fm2		4.00	0.50		1	1	1	1	1	1					4.50
			18.60													19.35
	Program Components			Factor												6.25
	Skating Skills			0.80		6.50	6.00	6.50	7.00	6.00	5.75					6.25
	Transitions/Linking Footwork/Movement			0.80		6.25	8.00	6.75	7.50	6.00	5.50					6.31
	Performance/Execution			0.80		6.50	6.00	6.75	7.00	6.00	5.25					7.06
	Choreography/Composition			0.80		7.25	6.50	8.00	8.00	8.50	6.50					6.63
	Interpretation			0.80		6.25	6.50	7.25	7.25	6.50	5.50					6.63
	Judges Total Program Component Score (factored)															26.00

Deductions



Spring Cup 2015  
SENIOR SHORT PROGRAM

JUDGES DETAILS PER SKATER

Rank	Name	Nation	Starting Number	Total Segment Score	Total Element Score	Program Component Score (factored)	Total Deductions
7	Cool Dreams Senior	SUI	3	42.22	21.32	20.90	0.00

#	Executed Elements	Info	Base Value	GOE	Elm. Ded.	J1	J2	J3	J4	J5	J6	J7	J8	J9	Ref	Scores of Panel
			5.50	1.00		1	1	1	1	1	1					6.50
1	TC4		4.00	0.00		1	0	0	0	0	0					4.00
2	ME3+fm2		3.50	-0.13		0	-1	0	0	0	-1					3.37
3	PL4		4.80	0.35		1	0	1	-1	0	1					5.15
4	I2+pi3		2.50	-0.20		0	0	0	-1	-1	-1					2.30
5	NHE2+s1		20.30													21.32
Program Components			Factor													5.19
Skating Skills			0.80			5.25	5.25	5.00	5.25	4.75	5.75					5.13
Transitions/Linking Footwork/Movement			0.80			5.25	5.25	5.50	4.50	5.00	5.00					5.38
Performance/Execution			0.80			5.50	5.25	5.50	4.75	5.50	5.25					5.44
Choreography/Composition			0.80			5.50	5.00	6.00	5.00	5.50	5.75					5.00
Interpretation			0.80			5.00	5.00	5.50	4.00	5.00	5.00					20.90
Judges Total Program Component Score (factored)																20.90

Deductions

Rank	Name	Nation	Starting Number	Total Segment Score	Total Element Score	Program Component Score (factored)	Total Deductions
8	Team Passion	HUN	6	31.43	12.13	19.30	0.00

#	Executed Elements	Info	Base Value	GOE	Elm. Ded.	J1	J2	J3	J4	J5	J6	J7	J8	J9	Ref	Scores of Panel
			2.00	0.23		1	0	1	0	1	1					2.23
1	TC1		2.00	-0.45		-3	-2	-1	-3	-2	-2					1.55
2	ME2+fm1		2.50	-0.40		0	-1	-1	-1	-1	-1					2.10
3	NHE2+s1		1.50	-0.05		-1	-1	0	0	0	0					1.45
4	PL1		4.80	0.00		0	-1	0	0	0	1					4.80
5	I2+pi3		12.80													12.13
Program Components			Factor													4.81
Skating Skills			0.80			4.25	4.75	4.75	4.75	5.00	5.50					4.88
Transitions/Linking Footwork/Movement			0.80			4.00	5.00	5.00	4.50	5.00	5.25					4.75
Performance/Execution			0.80			4.50	5.00	5.00	4.75	4.75	4.50					5.13
Choreography/Composition			0.80			4.25	5.00	5.25	5.50	5.25	5.00					4.56
Interpretation			0.80			4.00	4.75	4.75	4.50	5.25	4.25					19.30
Judges Total Program Component Score (factored)																19.30

Deductions

Rank	Name	Nation	Starting Number	Total Segment Score	Total Element Score	Program Component Score (factored)	Total Deductions
9	Flying Angels	ITA	7	29.57	15.22	14.35	0.00

#	Executed Elements	Info	Base Value	GOE	Elm. Ded.	J1	J2	J3	J4	J5	J6	J7	J8	J9	Ref	Scores of Panel
			3.50	-0.38		0	-2	-1	-1	0	-1					3.12
1	PL4		4.80	-0.70		-1	-2	0	-1	-1	-1					4.10
2	I3+pi2		4.50	0.00		0	0	0	0	1	-1					4.50
3	TC3		2.00	-0.20		-1	0	-1	-1	-1	-2					1.80
4	ME2+fm1		2.00	-0.30		-1	-1	-1	-2	-1	-1					1.70
5	NHE2+sB		16.80													15.22
Program Components			Factor													3.38
Skating Skills			0.80			3.75	3.00	3.00	3.75	4.25	2.75					3.38
Transitions/Linking Footwork/Movement			0.80			3.50	3.25	3.25	3.00	4.00	3.50					3.69
Performance/Execution			0.80			3.75	3.50	3.75	3.75	4.50	2.75					3.88
Choreography/Composition			0.80			4.00	3.50	3.75	4.25	4.50	3.25					3.63
Interpretation			0.80			3.50	3.50	4.00	3.50	4.25	3.00					14.35
Judges Total Program Component Score (factored)																14.35

Deductions

Spring Cup 2015  
SENIOR SHORT PROGRAM

JUDGES DETAILS PER SKATER

Rank	Name	Nation	Starting Number	Total Segment Score	Total Element Score	Program Component Score (factored)	Total Deductions									
10	Shining Blades	ITA	1	25.04	11.79	13.25	0.00									
#	Executed Elements	Info	Base Value	GOE	Elm. Ded.	J1	J2	J3	J4	J5	J6	J7	J8	J9	Ref	Scores of Panel
1	I1+pi2		3.50	-0.50		-1	-1	-1	-1	-1	-1					3.00
2	ME3+fm1		3.00	-0.53		-2	-2	-1	-2	0	-2					2.47
3	TC1		2.00	-0.23		-1	-1	0	-1	0	-1					1.77
4	PL4		3.50	-0.60		-1	-2	-1	-1	-1	-1					3.00
5	NHE2+sB		2.00	-0.45		-2	-2	-1	-2	-1	-1					1.55
			14.00													11.79
	Program Components			Factor												3.31
	Skating Skills			0.80		3.00	3.25	3.25	3.50	3.75	3.25					3.06
	Transitions/Linking Footwork/Movement			0.80		2.75	3.00	3.00	3.25	3.25	3.00					3.31
	Performance/Execution			0.80		3.25	3.25	3.25	3.25	4.00	3.50					3.63
	Choreography/Composition			0.80		3.25	3.00	3.50	4.00	4.00	3.75					3.25
	Interpretation			0.80		2.75	3.00	3.25	3.50	3.50	3.25					13.25
	Judges Total Program Component Score (factored)															13.25
	Deductions															0.00
Rank	Name	Nation	Starting Number	Total Segment Score	Total Element Score	Program Component Score (factored)	Total Deductions									
11	Team Temptation Senior	BEL	4	21.49	10.64	11.85	1.00									
#	Executed Elements	Info	Base Value	GOE	Elm. Ded.	J1	J2	J3	J4	J5	J6	J7	J8	J9	Ref	Scores of Panel
1	I1+pi3		4.10	-0.75		-2	-2	-1	-2	-1	0					3.35
2	NHE2+sB		2.00	-0.45		-1	-2	-1	-2	-2	-1					1.55
3	TC1		2.00	-0.45		-1	-1	-1	-2	-2	-2					1.55
4	ME1+fm1		1.00	-0.18		-2	-2	-1	-2	-1	-2					0.82
5	PL4		3.50	-0.13		0	-1	0	0	-1	0					3.37
			12.60													10.64
	Program Components			Factor												2.94
	Skating Skills			0.80		3.25	2.50	3.50	2.75	3.00	2.75					2.69
	Transitions/Linking Footwork/Movement			0.80		2.75	2.00	3.00	2.50	2.50	3.00					3.19
	Performance/Execution			0.80		3.50	2.75	3.25	2.75	3.25	3.50					3.19
	Choreography/Composition			0.80		3.25	2.75	3.00	3.25	3.25	3.25					2.81
	Interpretation			0.80		2.75	2.25	3.25	2.50	3.25	2.75					11.85
	Judges Total Program Component Score (factored)															11.85
	Deductions				Falls: -1.00											-1.00

# Spring Cup 2015

## RESULTS


### SENIOR FINAL RESULT

Pl.	Name	Nation	Total Score	SP	FS
1	Nexxlce	CAN	208,81	1	1
2	Team Surprise	SWE	200,51	2	2
3	Haydenettes	USA	195,77	3	3
4	Tatarstan	RUS	178,39	4	4
5	Team Berlin 1	GER	171,02	5	5
6	Hol Shivers	ITA	147,25	6	6
7	Cool Dreams Senior	SUI	121,52	7	7
8	Team Passion	HUN	102,10	8	8
9	Flying Angels	ITA	76,17	9	9
10	Shining Blades	ITA	68,87	10	10
11	Team Temptation Senior	BEL	60,32	11	11

  
Mr. Massimo ORLANDINI ISU

Referee

Printed: 15/02/2015 20:27:08



Ms. Karen ROBERTSON ISU  
Technical Controller

Spring Cup 2015

SENIOR FREE SKATING

JUDGES DETAILS PER SKATER

Rank	Name	Nation	Starting Number	Total Segment Score	Total Element Score	Program Component Score (factored)				Total Deductions						
1	Nexxice	CAN	9	139.08	65.08	75.00				1.00						
#	Executed Elements	Info	Base Value	GOE	Elm. Ded.	J1	J2	J3	J4	J5	J6	J7	J8	J9	Ref	Scores of Panel
1	C4		4.00	1.25		2	2	3	3	3	2					5.25
2	GL4		5.50	2.50		2	2	3	2	3	3					8.00
3	ME3+fm3		4.80	1.75		2	2	2	3	3	3					6.55
4	I3+pi3	F	5.50	0.00		0	1	1	-1	0	-1					5.50
5	TW4		5.50	1.75		1	2	2	2	2	1					7.25
6	Pa4		4.80	1.58		2	2	2	3	3	2					6.38
7	I3+pi3		5.50	1.75		1	2	2	1	2	2					7.25
8	PB4		5.50	2.25		2	2	3	3	2	2					7.75
9	NHE3+s4		5.00	2.25		2	2	3	2	1	3					7.25
10	Cr1		2.50	1.40		2	2	2	3	2	2					3.90
			48.60													65.08
<b>Program Components</b>					Factor											
Skating Skills					1.60	9.00	9.50	9.50	9.50	9.50	9.50					9.50
Transitions/Linking Footwork/Movement					1.60	8.75	9.50	9.50	8.75	9.00	9.00					9.06
Performance/Execution					1.60	8.75	9.50	9.50	9.00	9.25	9.50					9.31
Choreography/Composition					1.60	9.25	9.50	9.75	9.75	9.25	9.00					9.44
Interpretation					1.60	9.00	9.50	9.75	9.50	9.50	9.75					9.56
<b>Judges Total Program Component Score (factored)</b>																<b>75.00</b>
<b>Deductions</b>					Falls: -1.00											<b>-1.00</b>
Rank	Name	Nation	Starting Number	Total Segment Score	Total Element Score	Program Component Score (factored)				Total Deductions						
2	Team Surprise	SWE	8	136.47	63.13	73.34				0.00						
#	Executed Elements	Info	Base Value	GOE	Elm. Ded.	J1	J2	J3	J4	J5	J6	J7	J8	J9	Ref	Scores of Panel
1	C4		4.00	1.25		2	2	3	3	3	2					5.25
2	I2+pi3		4.80	0.70		1	1	2	0	2	0					5.50
3	GL4		5.50	2.75		3	2	3	3	3	1					8.25
4	I3+pi3		5.50	2.00		3	2	2	2	1	2					7.50
5	Pa4		4.80	1.40		2	2	2	2	2	1					6.20
6	PB3		4.50	0.88		1	1	2	0	1	2					5.38
7	TW4		5.50	2.00		2	2	2	2	2	2					7.50
8	ME3+fm3		4.80	1.40		2	2	2	3	2	2					6.20
9	NHE3+s4		5.00	1.75		2	2	2	2	1	1					6.75
10	Cr1		2.50	2.10		3	3	3	3	3	1					4.60
			46.90													63.13
<b>Program Components</b>					Factor											
Skating Skills					1.60	9.00	9.25	8.50	9.00	9.50	9.00					9.06
Transitions/Linking Footwork/Movement					1.60	9.50	9.50	8.50	9.25	9.00	8.75					9.13
Performance/Execution					1.60	9.00	9.50	9.00	8.75	9.25	9.25					9.13
Choreography/Composition					1.60	9.50	9.50	9.00	9.50	9.50	9.00					9.38
Interpretation					1.60	9.25	9.50	9.00	9.25	9.00	8.50					9.13
<b>Judges Total Program Component Score (factored)</b>																<b>73.34</b>
<b>Deductions</b>																<b>0.00</b>

Spring Cup 2015

SENIOR FREE SKATING

JUDGES DETAILS PER SKATER

Rank	Name	Nation	Starting Number	Total Segment Score	Total Element Score	Program Component Score (factored)	Total Deductions									
3	Haydenettes	USA	11	132.18	61.57	70.61	0.00									
#	Executed Elements	Info	Base Value	GOE	Elm. Ded.	J1	J2	J3	J4	J5	J6	J7	J8	J9	Ref	Scores of Panel
1	GL4		5.50	1.75		2	2	1	2	2	1					7.25
2	Pa4		4.80	1.40		2	2	1	2	3	2					6.20
3	I2+pi3		4.80	1.40		2	2	2	2	2	2					6.20
4	PB3		4.50	1.23		3	2	2	1	2	0					5.73
5	C4		4.00	1.38		3	2	3	2	3	3					5.38
6	I2+pi3		4.80	1.23		2	1	2	2	2	1					6.03
7	TW4		5.50	2.00		2	2	2	3	2	1					7.50
8	ME3+fm3		4.80	1.40		2	2	2	2	3	2					6.20
9	NHE4+s3		5.00	2.00		2	2	2	2	2	3					7.00
10	Cr1		2.50	1.58		2	2	3	3	2	2					4.08
			46.20													61.57
	Program Components			Factor												
	Skating Skills			1.60		8.75	9.00	8.25	8.75	8.50	9.25					8.75
	Transitions/Linking Footwork/Movement			1.60		9.25	8.50	8.00	9.25	8.50	9.00					8.81
	Performance/Execution			1.60		9.00	8.50	8.75	9.25	9.00	8.75					8.88
	Choreography/Composition			1.60		9.50	9.00	8.50	9.00	8.25	9.25					8.94
	Interpretation			1.60		9.00	8.50	8.50	9.00	8.25	9.00					8.75
	Judges Total Program Component Score (factored)															70.61
Deductions																0.00
Rank	Name	Nation	Starting Number	Total Segment Score	Total Element Score	Program Component Score (factored)	Total Deductions									
4	Tatarstan	RUS	10	117.14	53.04	65.10	1.00									
#	Executed Elements	Info	Base Value	GOE	Elm. Ded.	J1	J2	J3	J4	J5	J6	J7	J8	J9	Ref	Scores of Panel
1	GL4		5.50	1.50		2	1	2	1	2	1					7.00
2	C4		4.00	0.88		2	2	3	1	2	1					4.88
3	NHE4+s4		5.50	2.00		2	2	2	2	2	2					7.50
4	I2+pi2		4.10	0.00		0	1	1	-2	0	-1					4.10
5	ME3+fm3		4.80	1.58		1	2	3	3	3	1					6.38
6	TW1		2.00	0.30		1	2	2	0	0	1					2.30
7	I3+pi3		5.50	1.50		1	2	2	1	2	1					7.00
8	PB4		5.50	2.00		2	2	2	2	3	2					7.50
9	Pa2		3.00	0.60		2	2	2	2	2	2					3.60
10	Cr1	F	2.50	0.28		1	1	1	0	-1	-1					2.78
			42.40													53.04
	Program Components			Factor												
	Skating Skills			1.60		8.25	8.75	8.50	8.50	8.00	8.50					8.44
	Transitions/Linking Footwork/Movement			1.60		7.50	9.00	8.00	8.50	7.50	8.25					8.06
	Performance/Execution			1.60		7.75	8.50	8.50	8.00	8.00	8.50					8.25
	Choreography/Composition			1.60		8.00	9.25	8.00	7.75	7.75	8.00					7.94
	Interpretation			1.60		7.75	8.75	8.00	8.00	7.75	8.25					8.00
	Judges Total Program Component Score (factored)															65.10
Deductions																Falls: -1.00
																-1.00

# Spring Cup 2015

## SENIOR FREE SKATING

## JUDGES DETAILS PER SKATER

Rank	Name	Nation	Starting Number	Total Segment Score	Total Element Score	Total Program Component Score (factored)				Total Deductions						
5	Team Berlin 1	GER	7	113.94	53.82	60.12				0.00						
#	Executed Elements	Info	Base Value	GOE	Elm. Ded.	J1	J2	J3	J4	J5	J6	J7	J8	J9	Ref	Scores of Panel
1	GL4		5.50	1.00		1	1	0	2	2	0					6.50
2	TW4		5.50	1.50		1	0	1	2	2	2					7.00
3	PB3		4.50	0.88		1	1	2	1	2	1					5.38
4	I3+pi2		4.80	1.23		1	1	2	2	2	2					6.03
5	ME3+fm2		4.00	0.50		1	1	1	1	2	1					4.50
6	C4		4.00	1.00		2	2	2	2	2	3					5.00
7	Pa4		4.80	0.70		1	1	0	1	1	1					5.50
8	I3+pi2		4.80	0.88		1	1	2	2	1	1					5.68
9	Co1		2.50	0.53		0	1	1	0	1	1					3.03
10	NHE3+s3		4.50	0.70		1	1	1	1	1	1					5.20
			44.90													53.82
<b>Program Components</b>			<b>Factor</b>													
Skating Skills			1.60		7.25	6.75	7.50	7.75	7.00	8.00						7.38
Transitions/Linking Footwork/Movement			1.60		7.00	6.75	7.50	8.00	7.00	7.75						7.31
Performance/Execution			1.60		7.25	7.00	7.75	8.50	7.50	8.25						7.69
Choreography/Composition			1.60		7.25	7.25	7.50	7.75	7.75	8.00						7.56
Interpretation			1.60		7.00	7.00	7.50	8.25	7.75	8.25						7.63
<b>Judges Total Program Component Score (factored)</b>														<b>60.12</b>		
<b>Deductions</b>																<b>0.00</b>

Rank	Name	Nation	Starting Number	Total Segment Score	Total Element Score	Total Program Component Score (factored)				Total Deductions						
6	Hot Shivers	ITA	6	101.90	45.19	58.71				0.00						
#	Executed Elements	Info	Base Value	GOE	Elm. Ded.	J1	J2	J3	J4	J5	J6	J7	J8	J9	Ref	Scores of Panel
1	GL2		3.00	0.25		0	0	0	1	1	1					3.25
2	Pa4		4.80	0.18		0	0	0	0	1	2					4.98
3	TW4		5.50	1.00		1	1	1	0	2	1					6.50
4	PB2		3.00	0.13		1	0	0	0	1	0					3.13
5	NHE2+s2		3.00	0.50		0	1	0	2	1	2					3.50
6	ME3+fm3		4.80	0.88		1	1	1	1	2	2					5.68
7	I3+pi2		4.80	0.35		0	0	1	0	1	1					5.15
8	L4		4.00	0.75		1	0	2	2	1	3					4.75
9	I3+pi3		5.50	0.25		1	0	0	0	0	1					5.75
10	Co1		2.50	0.00		0	0	0	0	1	0					2.50
			40.90													45.19
<b>Program Components</b>			<b>Factor</b>													
Skating Skills			1.60		6.50	6.50	7.00	7.00	6.25	7.25						6.75
Transitions/Linking Footwork/Movement			1.60		6.25	6.25	7.00	7.50	6.00	7.00						6.63
Performance/Execution			1.60		6.50	6.00	7.50	7.25	7.00	7.50						7.08
Choreography/Composition			1.60		7.50	7.00	8.00	8.25	7.00	8.25						7.69
Interpretation			1.60		7.00	6.75	7.50	7.75	7.00	7.75						7.31
<b>Judges Total Program Component Score (factored)</b>														<b>58.71</b>		
<b>Deductions</b>																<b>0.00</b>



